

  
**PREMIER**  
PLATFORMS, INC.  
800-951-2555

*Since 1994*

**2000-3500 lbs**

**G SERIES PNEUMATIC TIRE  
FORKLIFT**



**G series**

**HELI**  
LIFTING THE FUTURE

**Top 10 Forklift  
Manufacturer In The World**



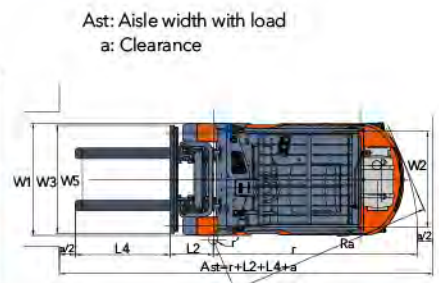
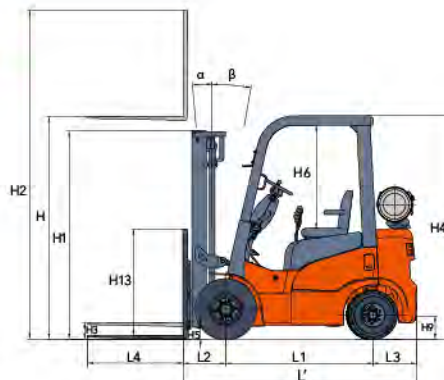
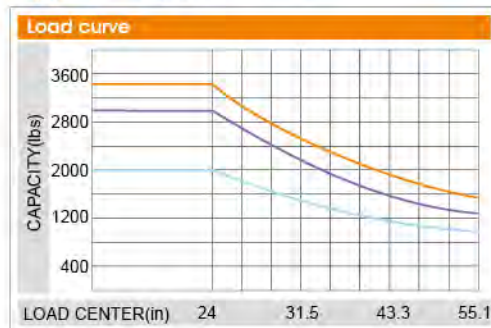


# G SERIES PNEUMATIC TIRE FORKLIFT

# 2000-3500 lbs

Characteristics					
1	Manufacturer			<b>HELI</b>	
2	Model		CP(Q)YD10	CP(Q)YD15	CP(Q)YD18
3	Transmission			1-1 Power Shift	
4	Rated Capacity	lbs	2000	3000	3500
5	Load Center	in		24"	
6	Operator Position			Seated	
Dimensions					
7	Overall height	H1	in	78.5	78.5
8	Max. lift height(With backrest)	H2	in	158.1	158.0
9	Free lift height	H3	in	5.9	6.1
10	Overhead Guard Height	H4	in	84.3	84.3
11	Min.ground clearance(under mast)	H5	in	4.3	4.3
12	Operator clearance	H6	in	40.6	40.6
13	Tow pin height	H9	in	9.8	9.8
14	Overall length(without forks)	L'	in	85.3	87.8
15	Wheel base	L1	in		55.5"
16	Front overhang	L2	in	16.1	16.3
17	Rear overhang	L3	in	14.0	17.9
18	Overall width	W1	in	42.3	42.3
19	Tread(Front tread/Rear tread)	W3/W2	in	35.4/36.6	35.4/36.6
20	Lateral fork adjustment outside of fork (Max./Min.)	W5	in		37.4/7.9
21	Outside Turning Radius	r	in	73.6	76.8
22	Inside Turning Radius	r'	in	4.3	3.7
23	Min. intersecting aisle	Ra	in	76.6	79.7
24	Tilting angles (forward/backward)	$\alpha/\beta$	$^{\circ}/^{\circ}$		5/10
25	Fork dimensions (axbxc)	L4xWxT	in	42x3.9x1.2	42x3.9x1.4
Performance					
26	Max Travel Speed (With/Without load)	mph		10.6/11.2	
27	Lifting Speeds (With/Without load)	ft/min		116.1/127.9	
28	Lowering Speeds (With/Without load)	ft/min		88.6/108.3	
29	Max. Draw-bar pull (With/Without load)	lbs		5963/3960	
30	Max. Negotiable grade(With/Without load)	%	37/22	27/18	24/17
31	Battery(Voltage/Capacity)	V/Ah		12/60	
32	Tire size(Front/Rear)			Pneumatic 6.50-10.10PR/5.00-8.8PR	
33	Service Weight	lbs	5060	6072	6534
Engine					
34	Model			Mitsubishi 4G64	
35	Rated Output	HP/RPM		70.6/2700(LPG)74.6/2700(GAS)	
36	Rated Torque	FT LBS/RPM		132.0/2000(LPG) 136.46/2700(GAS)	
37	Displacement	L/ CU INCHES		2.35/143.5	
38	Fuel Tank Capacity	L/ GAL		46/12.15	

CP(Q)YD18 CP(Q)YD15 CP(Q)YD10



4105 Globeville Road  
Denver, CO 80216  
888-NEW-HELI(639-4354)  
303-297-3426 Fax  
www.IndustrialForklifts.com

AUTHORIZED DEALER



\* Details of specifications and equipment are based on information available at time of printing and may change without notice.